

**CBL36-1 Direct Vent
Linear Gas Fireplace
NOW AVAILABLE**



continentalfireplaces.com


CONTINENTAL
• FIREPLACES •

CBL36-1 Direct Vent Linear Gas Fireplace NOW AVAILABLE

Continental's newly updated, linear gas fireplace is perfect for builders and homeowners alike. With the newly designer slim front options available in black and stainless steel and a multitude of optional features, this unit can be dressed to match an existing room decor or can be stylized to be a focal point in your room. The CBL36-1 comes standard with an exclusive Topaz CRYSTALINE™ ember bed that can be switched out for a completely new look and feel with the Shore Fire, Beach Fire and Mineral Rock kits, which include a variety of rocks, sand, logs and vermiculite.

Product Features

- 39 1/16" h x 35 15/16" w x 15 11/16" d
- SIT Proflame II System (remote not included)
- Simplified Installation (steel header no longer required)
- New clean face design with high quality safety barrier
- Optimized Burner Performance (for all vent and fuel configurations)
- CRYSTALINE™ ember bed comes with Topaz crushed glass included
- New low profile optional fronts available in black and stainless steel
- Optional premium blower kit
- Optional media includes: MIRRO-FLAME™ Porcelain Reflective Radiant Panels, Mineral Rock Kit, Shore and Beach Fire Media Kits and Glass Ember Media various colors!

Features/Options/Accessories



Surround in black
shown with Beach and Shore Fire Kits



Surround in stainless steel
shown with Mineral Rock Kit



Beach Fire kit



Mineral Rock kit



Beach Fire Kit and Shore Fire Kits Combined




MIRRO-FLAME™ Porcelain Reflective Radiant Panels



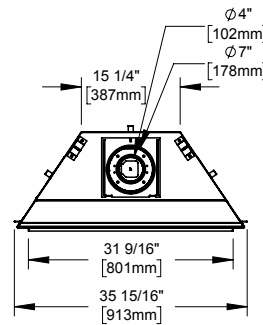
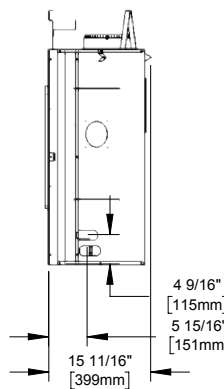
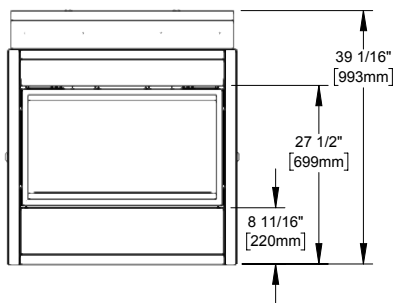
Blower - Optional



Remote - Optional



Glass Ember Media Kits - Optional
Black, Blue, Red, Amber, Clear and Topaz



Model	BTU'S (Input)	Top Venting	Height		Front Width		Depth		Glass Size		Blower
			Actual	Framing	Actual	Framing	Actual	Framing	Height	Width	
CBL36-1	17,500	4" x 7"	39 1/16"	39 3/8"	35 15/16"	36 1/2"	15 11/16"	16 3/8"	18 13/16"	31 9/16"	Optional

Certified under Canadian and American National standards.
Figures may vary with individual conditions such as floor plan layout, insulation value/heat loss of the house and geographical location.

Consult your owner's manual for complete installation instructions, accurate framing dimensions and proper clearances to combustible materials. Installations shown may not be accurate to code. Check all local and national building codes and gas regulations. Products may not be exactly as shown. All specifications are subject to change without prior notice due to on-going product improvements. BTU's listed in brochure reflect natural gas applications. Continental® is a registered trademark of Wolf Steel Ltd. © Wolf Steel Ltd.



- 103 Miller Drive, Crittenden, Kentucky, USA 41030
- 24 Napoleon Road, Barrie, Ontario, Canada L4M 4Y8
- 7200, Route Transcanadienne, Montréal, PQ, Canada, H4T 1A3

Tel: 1-866-820-8686
www.continentalfireplaces.com



Authorized Dealer

Printed in Canada
06/2017