

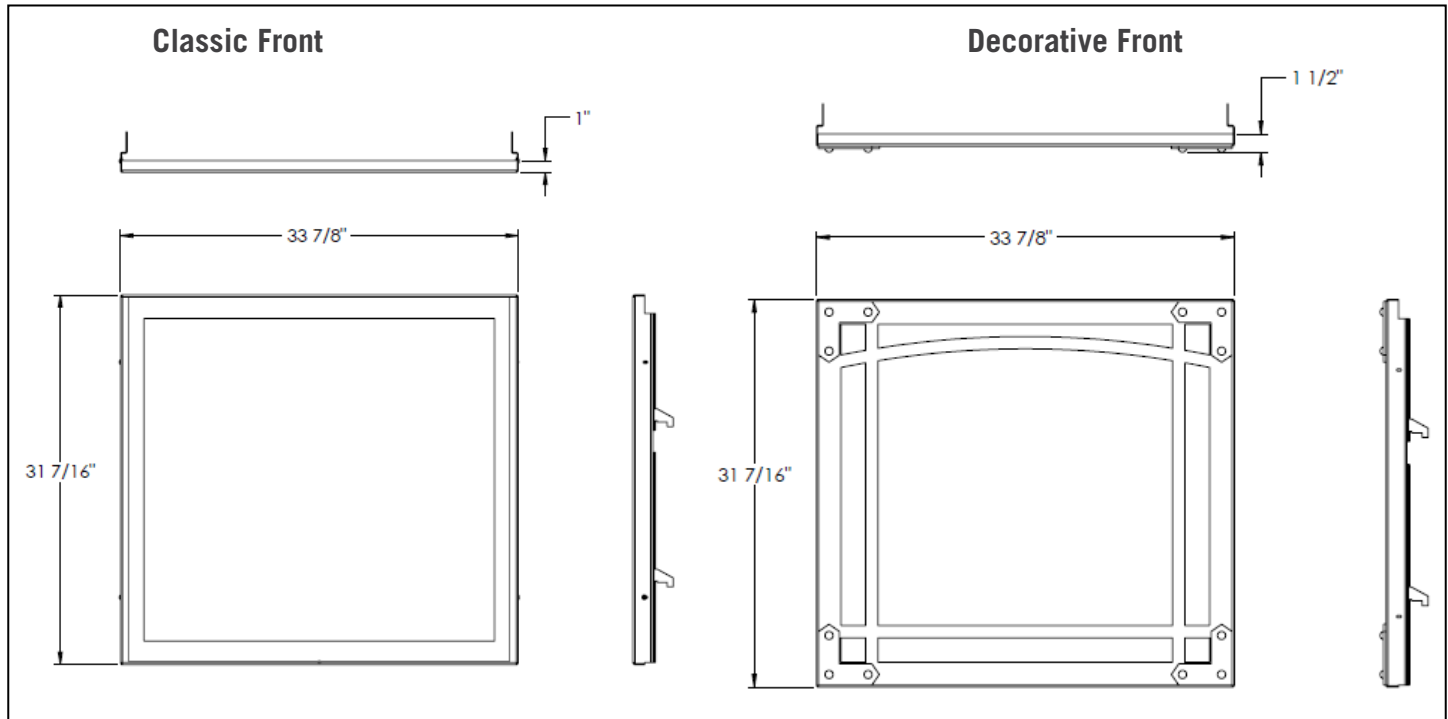
STARFIRE™ 35 DIRECT VENT GAS FIREPLACE



Specifications

Model	BTU	Width		Height		Depth		Glass
		Actual	Framing	Actual	Framing	Actual	Framing	
HDX35	35,000	43 3/8"	43 7/8"	42 3/4"	43"	20 1/8"	19 7/8"-20 1/2"	44 1/2" X 42 3/4"

Front Options



Minimum Framing Clearances

Maintain these minimum clearances to combustibles from appliance and vent surfaces:

Appliance framing:
Use steel framing provided.

Non-Combustible Appliance finishing:

- Front - 4 3/4" (121mm) to sides of appliance opening
- 10" (254mm) above appliance opening

Combustible Appliance finishing:

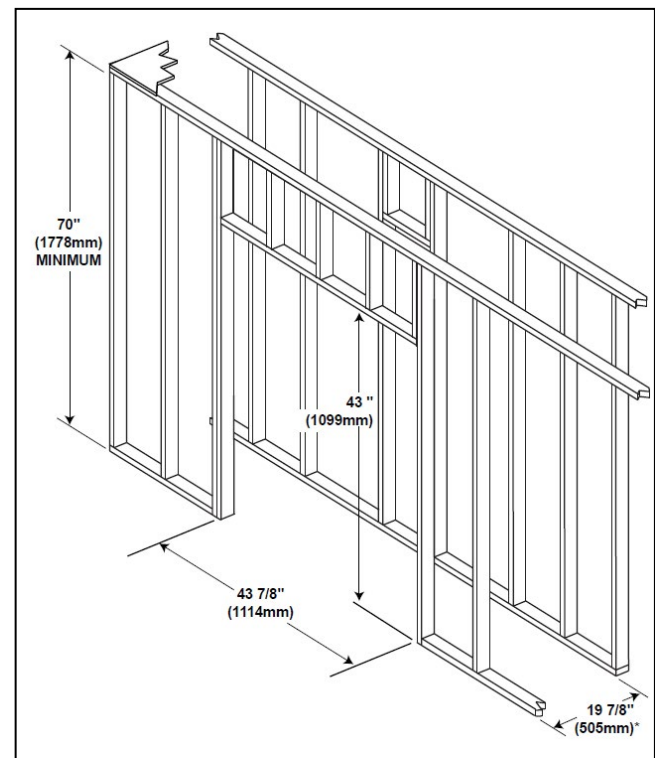
- 70" (1778mm) from bottom of appliance to enclosure top
- 2" (51mm) to top of vent pipe*
- 1" (25mm) to sides and bottom of vent pipe*

Ceiling height is minimum 24" (610mm) from the top of the appliance opening.

***HORIZONTAL VENT SECTIONS:** A minimum clearance of 2" (51mm) to the top and 1" (25mm) to the sides and bottom of the vent pipe on all horizontal runs to combustibles is required.

***VERTICAL VENT SECTIONS:** A minimum of 1" (25mm) all around the vent pipe on all vertical runs to combustibles is required except for clearances in appliance enclosures. Use firestop spacer W500-0096 (not supplied).

Minimum Framing Clearances



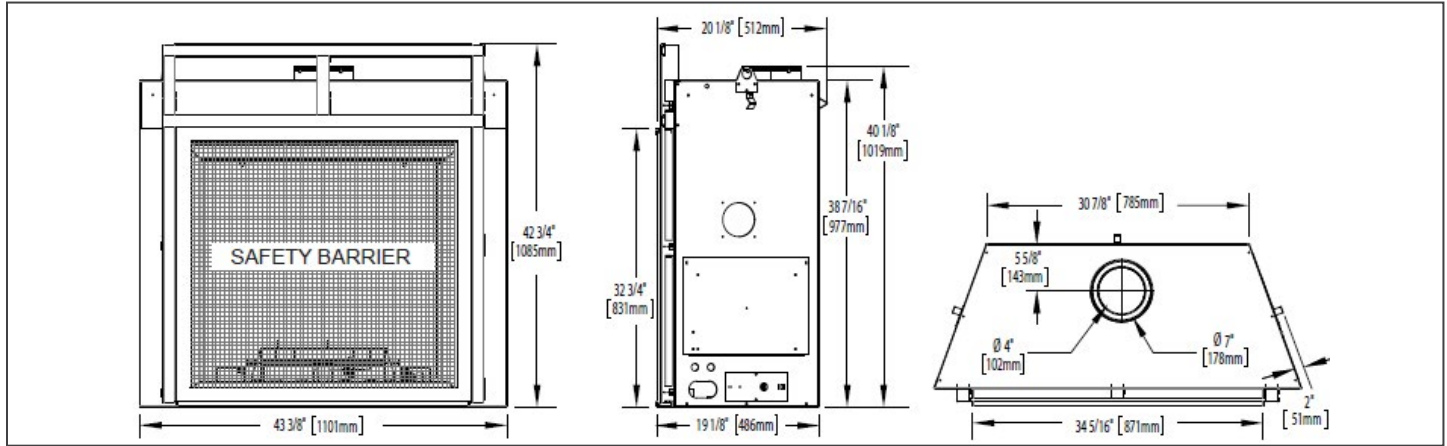
08/2016

STARFIRE™ 35 DIRECT VENT GAS FIREPLACE

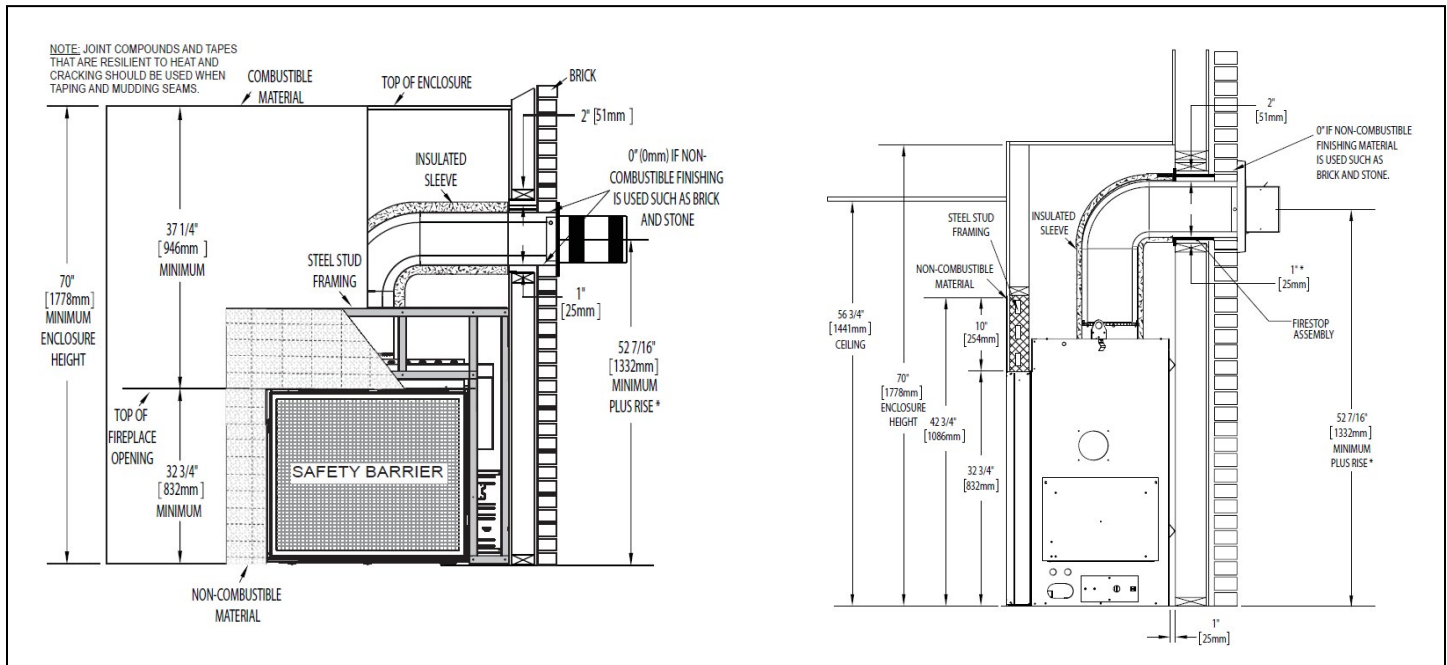


Product information provided is not complete and is subject to change without notice. Please consult the installation manual for the most up to date installation information.

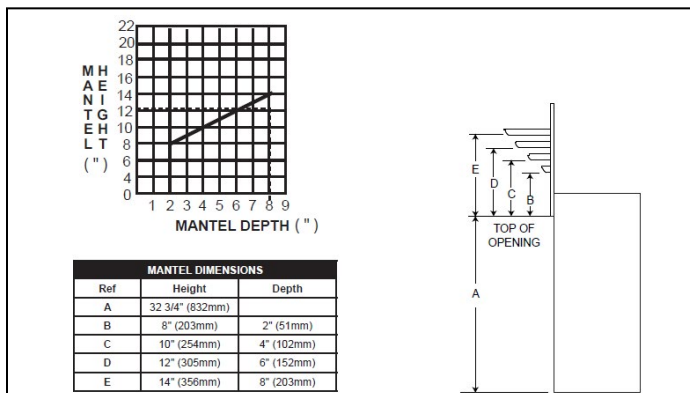
Dimensions



Wall Penetration



Combustible Mantel Clearances



Appliance Location

