

NAPOLEON

CUTTING-EDGE ELECTRIC GLASS FIREPLACES

NEW ESSENTIALS SERIES ENTERTAINMENT
PACKAGES AVAILABLE NOW!



napoleonfireplaces.com

Essentials Series Entertainment Packages

Napoleon's Essentials Series is now offering a new modern Crawford entertainment package as well as an updated Foley entertainment package, both come complete with the stunning Cinema™ Glass 27 firebox. The presence of these sleek black electric fireplace entertainment units adapt to any room style and the darkened finish really allows the Cinema™ Glass 27 firebox to illuminate and demand attention from anywhere in the room.

Cinema™ Glass 27 Firebox Features

- 5,000 BTU's and 1,500 Watts
- Exclusive Topaz glass ember bed slowly dies out when turned off for an authentic fireplace experience
- Adjustable flame and ember light control
- Temperature control with four heat settings
- Timer function up to six hours
- Convenient remote control
- Exclusive NIGHT LIGHT™ settings - white, blue, orange and circulating

Entertainment Package Features

The Crawford Entertainment Package

- 39"h x 54"w x 18"d
- Contemporary design
- Comes with Cinema™ Glass 27 Electric firebox
- Gloss black finish
- Motion Sensor LED Lights
- Electronic media compartment with wire management



Decorative Glass Door



Gloss black finish



Convenient Compartment for Media Components

The Foley Entertainment Package


- 32"h x 60"w x 18"d
- Contemporary design
- Comes with Cinema™ Glass 27 Electric firebox
- 10mm tempered smoke glass top
- Brushed Aluminum Rectangular Accent Posts
- Electronic media compartment with wire management



Brushed Aluminum Rectangular Accent Posts



Smoke Tempered Glass Top





Smoke Tempered Glass Doors





The Foley Entertainment Package (shown above) and the Crawford Entertainment Package (shown below) are stylishly modern, complete with a black glossy finish and a clean lined silhouette. Ideal for all of your entertainment needs, add warmth and class to any space without the need of a renovation.





- 


Electric Fireplace
Economical to Operate
- 


Safe To Touch
Never hot enough to burn
- 

Adjustable temperature
Adjust the heat being produced by choosing a temperature
- 

Plug-in
Simply plug in and your fireplace is ready
- 

Eco-Friendly
Only heat the rooms you use most
- 

ULTRA BRIGHT™ LED Lights
Provide day or night intensity
- 

Multi-function remote
Controls flame intensity, flame color option, blower, heat output and timer
- 

WHISPER QUIET™
Operates at a whisper to ensure enjoyment

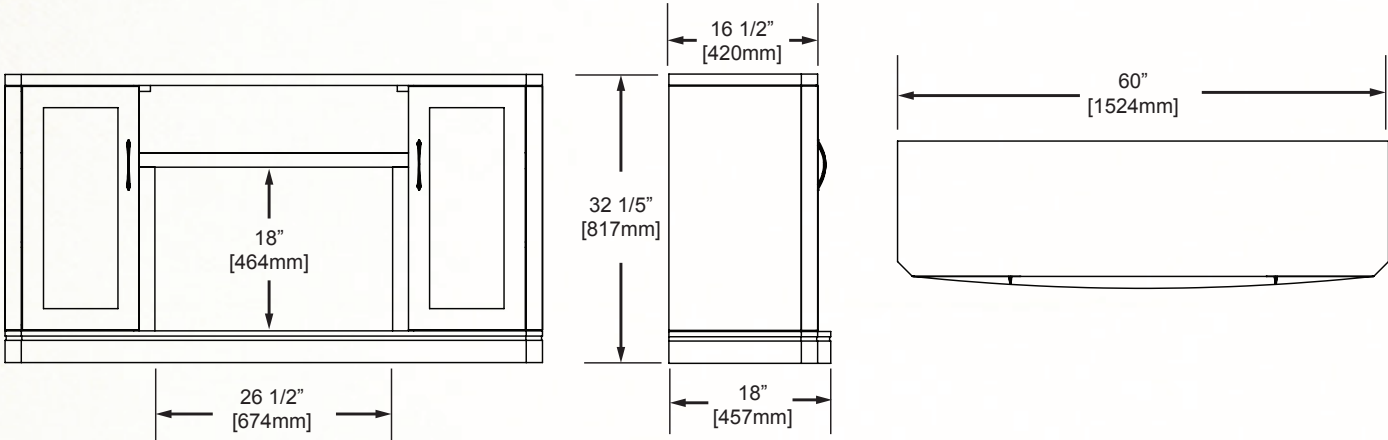
Specifications

Entertainment Unit Name	Product Code	Firebox	Style	Height	Front Width	Depth
Crawford	NEFP27-1116B	Cinema™ Glass 27	Mantel	20 4/5"	53"	20 3/4"
Foley	NEFP27-1015B	Cinema™ Glass 27	Mantel	32"	60"	18"

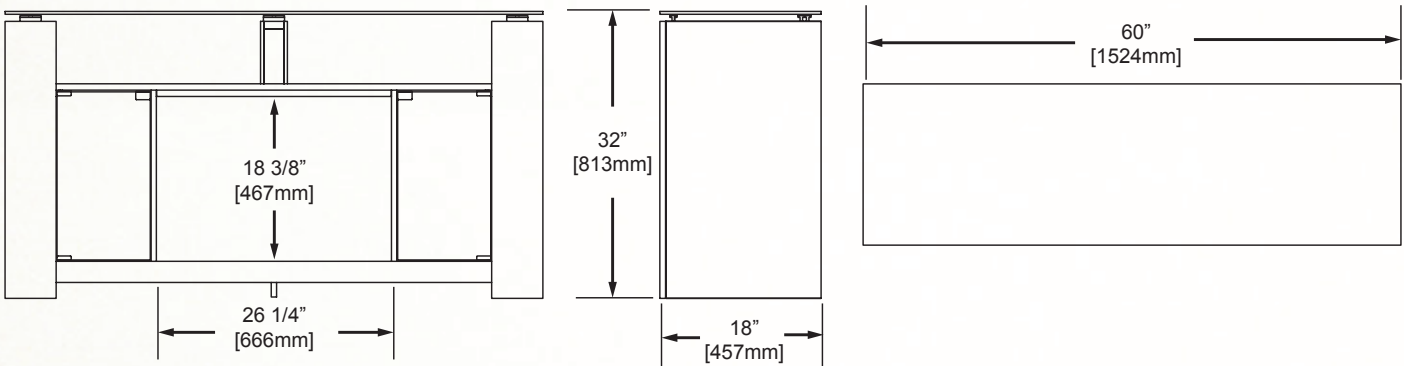
Firebox Name	Product Code	BTU's (Input)	Watts	Voltage	Amps
Cinema™ Glass 27	NEFB27HG-3A	5,000	1,500	120V AC	15

Certified under Canadian and American National Standards.

Figures may vary with individual conditions such as floor plan layout, insulation value/heat loss of the house and geographical location.



Crawford



Foley

Authorized Dealer



24 Napoleon Road, Barrie, Ontario, Canada L4M 0G8
 103 Miller Drive, Crittenden, Kentucky, USA 41030
 7200 Trans Canada Highway, Montreal, Quebec, Canada H4T 1A3

Tel: 705-721-1212 Fax: 705-722-6031
napoleonfireplaces.com



Consult your owner's manual for complete installation instructions, accurate framing dimensions and proper clearances to combustible material. Check all local and national building codes. All specifications are subject to change without prior notice due to on-going product improvements. Products may not be exactly as shown. Napoleon is a registered trademark of Wolf Steel Ltd. © Wolf Steel inc.

Printed in Canada
 03/2017