

NAPOLEON

BOASTS BEAUTY AND
PERFORMANCE

NEW AND IMPROVED

ASCENT™ LINEAR 36 DIRECT VENT GAS FIREPLACE



napoleonfireplaces.com

Ascent™ Linear 36

The Napoleon Ascent™ Linear 36 Direct Vent Gas Fireplace is perfect for homeowners, remodellers and custom builders. It comes with an exclusive Topaz CRYSTALINE™ ember bed that can be changed out to a completely new look and feel with the Shore Fire, Beach Fire and Mineral Rock kits which include a variety of rocks, sand, logs and vermiculite.

Product Features

- 39 1/16" h x 35 15/16" w x 15 1/16" d
- SIT Proflame II system (remote not included)
- Simplified installation (steel header no longer required)
- New clean face design with high quality safety barrier
- Optimized burner performance (for all vent and fuel configurations)
- CRYSTALINE™ ember bed comes with Topaz crushed glass included
- New low profile optional fronts available in black and stainless steel
- Optional remote / eFIRE kit
- Optional premium blower kit
- Optional media includes: MIRRO-FLAME™ Porcelain Reflective Radiant Panels, Mineral Rock Kit, Shore and Beach Fire Media Kits, Glass Ember Media and Glass Beads in various colors!

Optional eFIRE Remote App - Total control of your fireplace from the convenience of your mobile device



Features / Options / Accessories



Classic four-sided surround in black shown with Black Glass Beads



Premium four-sided surround in stainless steel shown with Driftwood Logs and Shore Fire Kit combined



Beach Fire kit



Shore Fire kit



Mineral Rock kit on Black Glass Beads



Beach Fire Kit and Shore Fire Kit on Clear Glass Embers



CRYSTALINE™ ember bed shown with blue glass embers






Blower



MIRRO-FLAME® Porcelain Reflective Radiant Panels





Remote (optional)



Glass Ember Media Kits

Black, Blue, Red, Amber, Clear and Topaz



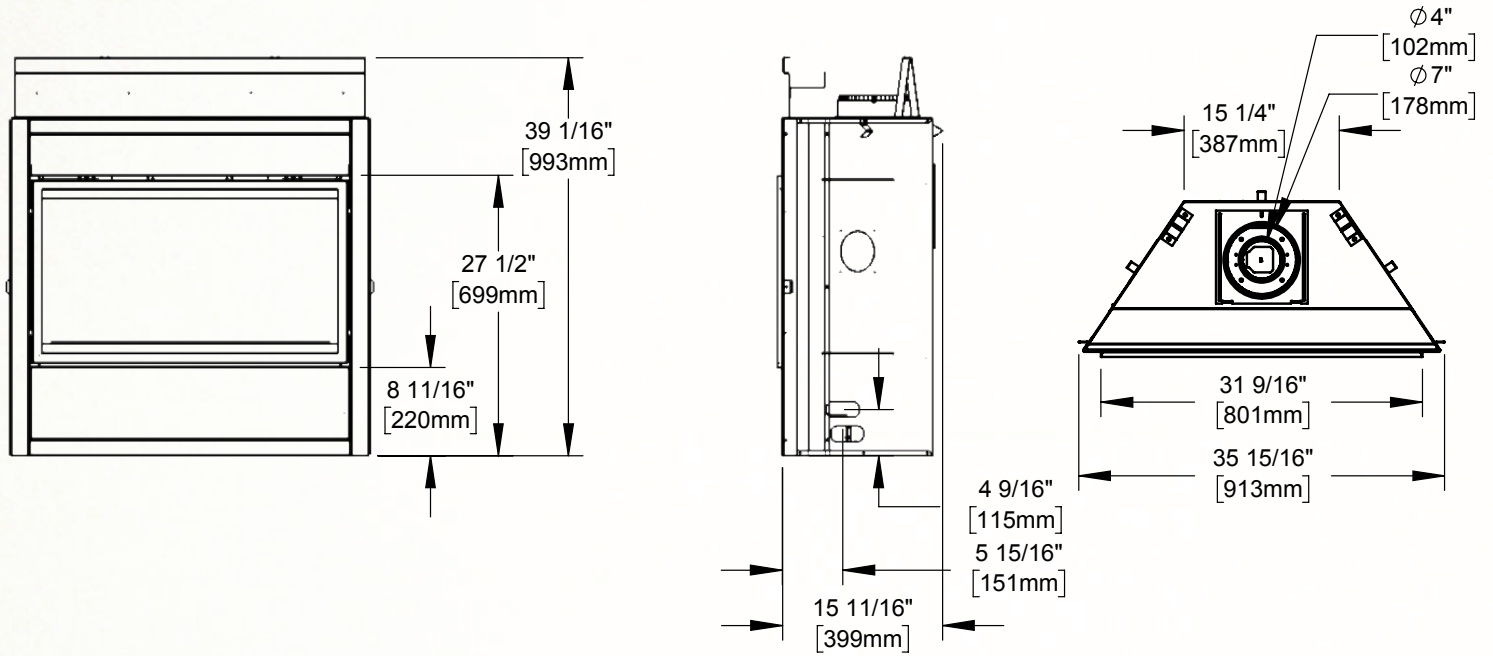
Glass Beads Media Kits

Black, Blue, Red, Amber, Clear and Topaz

Specifications

| Model | BTU'S (Input) | Top Venting | Height | | Front Width | | Depth | | Glass Size | | Blower |
|--------|---------------|-------------|----------|---------|-------------|---------|-----------|---------|------------|----------|----------|
| | | | Actual | Framing | Actual | Framing | Actual | Framing | Height | Width | |
| BL36-1 | 17,500 | 4" x 7" | 39 1/16" | 39 3/8" | 35 15/16" | 36 1/2" | 15 11/16" | 16 3/8" | 18 13/16" | 31 9/16" | Optional |

Certified under Canadian and American National Standards
 Figures may vary with individual conditions such as floor plan layout, insulation value/heat loss of the house and geographical location.



Authorized Dealer



24 Napoleon Road, Barrie, Ontario, Canada L4M 0G8
 103 Miller Drive, Crittenden, Kentucky, USA 41030
 7200 Trans Canada Highway, Montreal, Quebec, Canada H4T 1A3

Tel: 1-866-820-8686
napoleonfireplaces.com



Consult your owner's manual for complete installation instructions, accurate framing dimensions and proper clearances to combustible material. Check all local and national building codes. All specifications are subject to change without prior notice due to on-going product improvements. Products may not be exactly as shown. Napoleon is a registered trademark of Wolf Steel Ltd. © Wolf Steel inc.

Printed in Canada
 06/2017