

NAPOLEON



VECTOR™ SERIES DIRECT VENT FIREPLACE  
[napoleonfireplaces.com](http://napoleonfireplaces.com)



# The Vector™ Series Linear Gas Fireplaces. Limitless possibilities.

Imagine yourself relaxing in front of a luxurious fireplace. The room is warm and filled with the radiance of dancing flames and a mesmerizing glow from the LED ember bed, all controlled by remote control or your mobile device.

The extensive panoramic viewing area gives you a visual display of vibrant flames; flames that feature Napoleon's new **Divinity™** flame pattern, enhanced with **MIRRO-FLAME™** Porcelain Reflective Radiant Panels. We've developed more compelling flames with higher peaks and valleys than ever seen in a fireplace. Achieve limitless color options as the ember bed can cycle through the entire color spectrum and dazzles through beautiful clear glass beads.

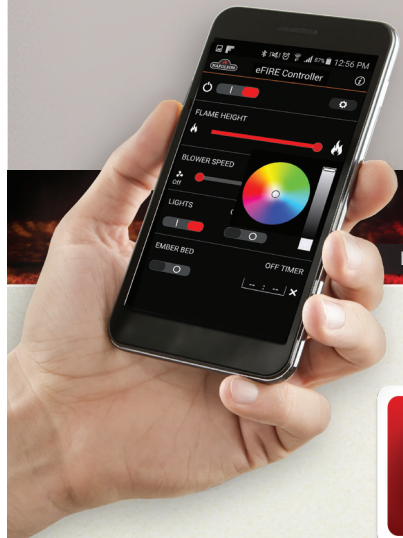
Additional media kits and enhancement kits are available to create your own personal look, ensuring a fireplace experience you will love today and forever.





**eFIRE**  
CONTROLLER

The Vector\_50 shown with contemporary black frame with a mixture of Beach Fire and Shore Fire media kits on clear glass beads



# eFIRE CONTROLLER

eFIRE controller application  
available free on iTunes and Google Play

## Mobile Device Controlled

Napoleon's **eFIRE** app will revolutionize the way you use your fireplace. We have cracked the code and present to you the first fireplace to be controlled by *Bluetooth*® technology, using an intuitive app on your mobile device.

The **eFIRE** application allows you to create every imaginable color, selecting the one that fits your current mood, or your décor with ease, the simple color wheel tool swiftly scrolls through the full color spectrum. Napoleon's **eFIRE** app controls every function of your fireplace including; on/off, flame height and blower speed. Total convenience.

# Media Options

Clear Crushed Glass and LED lights set on Blue



Beach Fire kit on Glass Beads



Shore Fire kit




Mineral Rock kit




Nickel Stix on Glass Beads



Beach Fire, Shore Fire and Mineral Rock kits




AMBIENT-GLOW  
ember enhancing metal fibers




Blue Glass Beads



Amber Glass Beads




Black Glass Beads



Red Glass Beads



Topaz Glass Beads



Clear Glass Beads  
(standard)



## Vector™ 38

Direct Vent Fireplace



**LV38**  
Up to 30,000 BTU's  
590 sq. in. viewing area per side



# Vector™ 50

Direct Vent Fireplace



**LV50**  
Up to 40,000 BTU's  
799 sq. in. viewing area per side

For more detailed specifications on this unit, see pages 11



The Vector™ 50 See Thru shown with stainless steel surround and Shore Fire media kit on clear glass beads



# Fronts & Media Options



**Flush frame in Contemporary Black on SEE THRU model**  
Shown with the Mineral Rock media kit on clear glass beads and LED lights set on blue



**Hammered Steel Surround**  
Shown with red glass beads



**Flush frame with finishing trim in Stainless Steel**  
Shown with a mixture of Shore Fire and Mineral Rock media kits



**Flush frame with finishing trim in Contemporary Black**  
Shown with blue glass beads



**Surround in Contemporary Black on SEE THRU model**  
Shown with the Beach Fire media kit on clear glass beads



**Surround in Stainless Steel on SEE THRU model**  
Shown with Nickel Stix Designer Fire Art on clear glass beads






**Flush frame with finishing trim in Stainless Steel on SEE THRU model**  
Shown with a mixture of Beach Fire, Shore Fire and Mineral Rock media kits



**Flush frame in Stainless Steel**  
Shown with clear beads and LED lights set on green



**Flush frame with finishing trim in Contemporary Black**  
Shown with a mixture of Shore Fire and Mineral Rock media kits



**Flush frame in Contemporary Black on SEE THRU model**  
Shown with clear beads and LED lights set on blue



**Hammered Steel Surround**  
Shown with the Mineral Rock media kit on clear glass beads



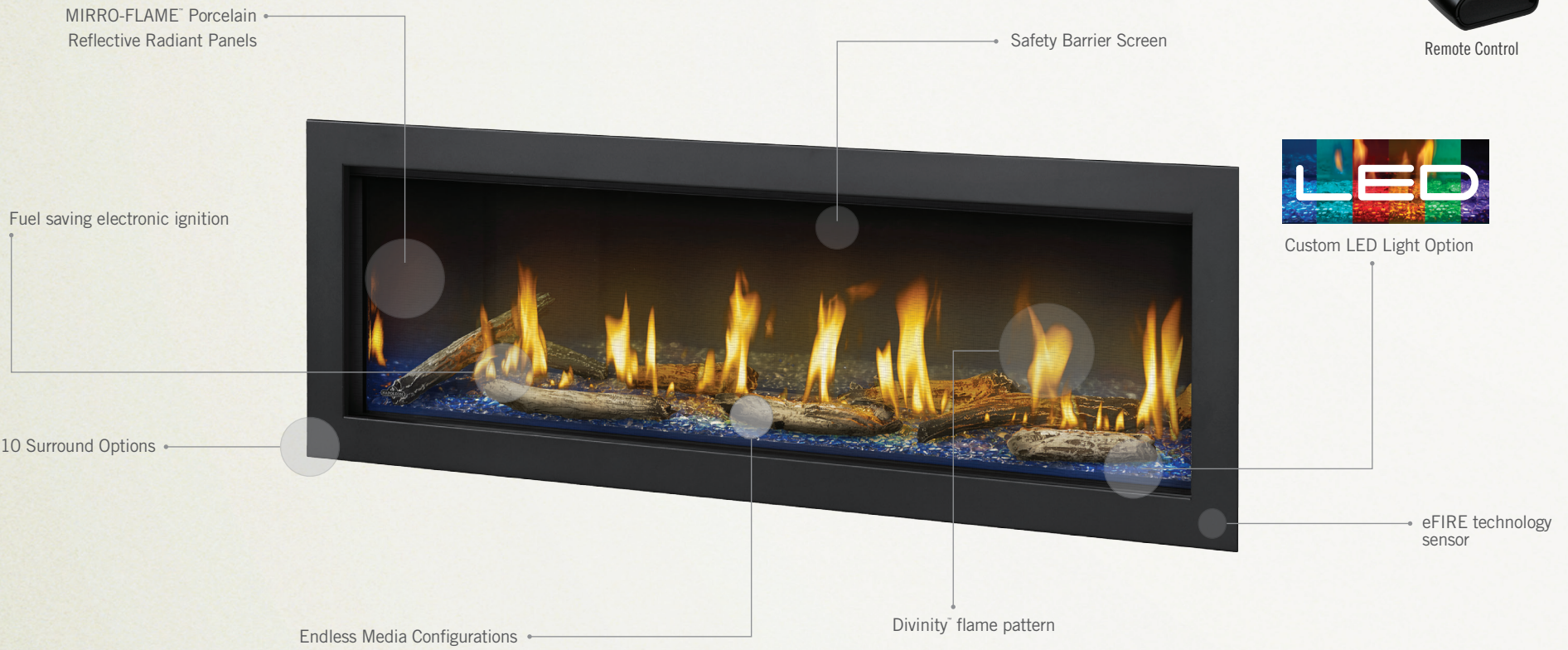
**Surround in Stainless Steel**  
Shown with clear beads and LED lights set on pink

# Features

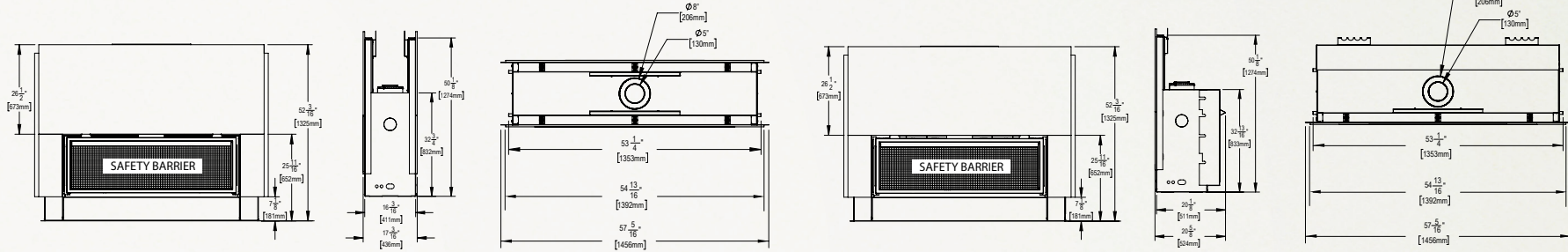
- New **Divinity™** flame pattern provides heightened peaks and valleys
- Includes **CRYSTALINE™** clear glass bead ember bed
- **MIRRO-FLAME™** Porcelain Reflective Radiant Panels and remote control are standard features
- **eFIRE** App allows you to customize your enjoyment at the convenience of your mobile device
- Built in LED's light up service area inside to allow for easy servicing
- Easy access for air shutter adjustments
- Fuel saving electronic ignition with battery back-up
- Heat radiating ceramic glass
- Multi-colored LED lights that accent from underneath the ember bed
- Media enhancement kits can be added to any of the ember bed choices
- Safety Screen Included
- Natural gas or propane



Remote Control



**LV38**

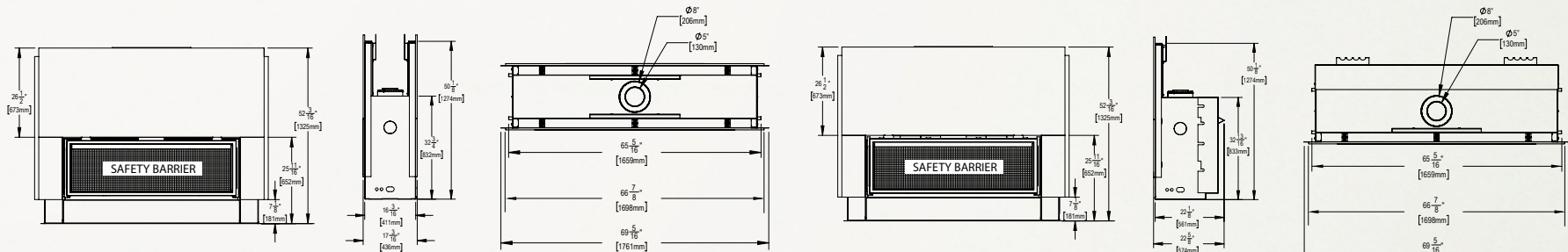


SEE THRU MODEL

ONE SIDED MODEL

Product Code	BTU's (Input)	Venting 5" & 8"	Height		Width		Depth		Glass Size		Efficiency
			Actual	Framing	Actual	Framing	Actual	Framing	Height	Width	EnerGuide
LV38N	30,000	Top	50 1/8"	50 3/8"	53 1/4"	53 3/4"	20 1/8"	20 3/8"	15 3/4"	38 3/4"	71.8%
LV38N2 (See Thru)	30,000	Top	50 1/8"	50 3/8"	53 1/4"	53 3/4"	16 3/16"	16 3/16"	15 3/4"	38 3/4"	71.8%

**LV50**



SEE THRU MODEL

ONE SIDED MODEL

Product Code	BTU's (Input)	Venting 5" & 8"	Height		Width		Depth		Glass Size		Efficiency
			Actual	Framing	Actual	Framing	Actual	Framing	Height	Width	EnerGuide
LV50N	40,000	Top	50 1/8"	50 3/8"	65 5/16"	65 3/4"	22 1/8"	22 4/8"	15 3/4"	50 3/4"	66%
LV50N2 (See Thru)	40,000	Top	50 1/8"	50 3/8"	65 5/16"	65 3/4"	16 3/16"	16 3/16"	15 3/4"	50 3/4"	66%




# NAPOLEON - CELEBRATING OVER 40 YEARS OF HOME COMFORT PRODUCTS



24 Napoleon Road, Barrie, Ontario, Canada L4M 0G8  
103 Miller Drive, Crittenden, Kentucky, USA 41030  
7200 Trans Canada Highway, Montreal, Quebec, Canada H4T 1A3

Tel: 705-721-1212 Fax: 705-722-6031  
napoleonfireplaces.com



Authorized Dealer

Consult your owner's manual for complete installation instructions and proper clearances to combustible materials. Check all local and national building codes and gas regulations. All specifications are subject to change without prior notice due to on-going product improvements. Products may not be exactly as shown. Flame height and activity is influenced by varying vent configurations and may not appear as shown. Napoleon® is a registered trademark of Wolf Steel Ltd. © Wolf Steel Ltd. EnerGuide - A Canadian efficiency standard based on frequent, short start-up and cool-down cycles. All appliances sold in Canada are subject to this EnerGuide rating system. AFUE - A US efficiency standard (Department of Energy) based on extended on/off cycles, more typical of fireplace usage. Steady State - Reflects the highest possible overall heating efficiency.

Printed in Canada  
ADBRLV 12/2016